


HOW TO USE THE METHOD CARDS

PRINT@HOME VERSION

for offline use and easy in-person collaboration

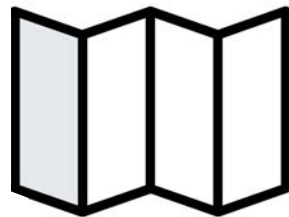
Step 1

Duplex print the 24 method cards (pages 11 to 58) and the template (pages 60 to 63) from this PDF to A4 format




Step 2

Have the card in portrait, and fold it vertically in the middle. Then fold it once again in the middle. After unfolding, you will then have four segments



Step 3

Each card can now be collapsed, with the left grey area being visible at the front. This makes it easy to handle and move cards around within a limited space



DIGITAL VERSION

to make use of the searchable catalogue,

scan the QR code below



or access via the following link:
www.financialprotectionforum.org